



District Report Card: 2017


State: Telangana	District: Peddapalli
Class: 3	Subject: Language
Schools: 59	Students: 635


Participation/Coverage


Students

GENDER 	Boys		Girls	
	Number	%	Number	%
	273	42.99	362	57.01

AREA 	Rural		Urban	
	Number	%	Number	%
	463	72.91	172	27.09

CATEGORY 	SC		ST		OBC		GEN	
	Number	%	Number	%	Number	%	Number	%
	140	22.05	22	3.46	450	70.87	23	3.62

CWSN 	LD	VI	HI	S&LD	ID	Oth
	2	2	0	3	1	1

Management 	Government		Government-aided	
	Number	%	Number	%
	606	95.43	29	4.57

Average Performance of Students in Language (%)

Overall	Gender		Area		Management		Social Group			
	Male	Female	Rural	Urban	Govt.	Aided	SC	ST	OBC	GEN
60.52	60.76	60.35	63.24	53.22	61.40	42.30	58.29	56.06	61.90	51.59

Performance on Learning Outcomes (LOs)

Learning Outcomes	Description	Average Performance(%)
L304	Reads small texts with comprehension i.e., identifies main ideas, details, sequence and draws conclusions	61.40
L312	Reads printed scripts on the classroom walls: poems, posters, charts etc.	58.77

Range of Performance of Students who Answered Correctly							
Below 30%		30% - 50%		50% - 75%		Above 75%	
Number	%	Number	%	Number	%	Number	%
67	10.55	149	23.46	235	37.01	184	28.98

Lowest Performing Learning Outcomes (LOs)

1 - Reads printed scripts on the classroom walls: poems, posters, charts etc. (58.77)

2 - Reads small texts with comprehension i.e., identifies main ideas, details, sequence and draws conclusions (61.40)